

## DECLARATION OF BLOOD PRESSURE MEASURING DEVICE EQUIVALENCE 2013

A SIGNED COPY WILL BE POSTED ON THE [www.dableducational.org](http://www.dableducational.org) WEBSITE

### SECTION A - Please complete all items.

I **Gao Wendong**, a Director of **Sejoy Electronics & Instruments Co., Ltd**,  
Name of a Company Director Company name

hereby state that there are no differences that will affect blood pressure measuring accuracy between the

Maker<sup>a</sup> **Paul Hartmann AG** Address **Paul Hartmann AG, Paul-Hartmann-Strasse 12, 89522 Heidenheim, Germany**

Manufacturer<sup>b</sup> **SEJOY** Address **Sejoy Electronics & Instruments Co., Ltd. Building 2, No.202, Zhenzhong Road, WestLake Economy & Technology Zone, 310030, Hangzhou, China**

Brand<sup>c</sup> **Hartmann** Model<sup>d</sup> **HARTMANN Veroyal ECG and BP monitor**

Blood pressure measuring device for which validation is claimed. If alternative model names are used, include all.

blood pressure measuring device and the validated blood pressure measuring device

Maker<sup>a</sup> **SEJOY** Address **Sejoy Electronics & Instruments Co., Ltd. Building 2, No.202, Zhenzhong Road, WestLake Economy & Technology Zone, 310030, Hangzhou, China**

Manufacturer<sup>b</sup> **SEJOY** Address **Sejoy Electronics & Instruments Co., Ltd. Building 2, No.202, Zhenzhong Road, WestLake Economy & Technology Zone, 310030, Hangzhou, China**

Brand<sup>c</sup> **SEJOY** Model<sup>d</sup> **BP-1307**

Existing validated blood pressure measuring device.

which has previously passed the ESH2010 protocol, the results of which were published as follows:

Validation of the SEJOY BP-1307 upper arm blood pressure monitor for home blood pressure monitoring according to the European Society of Hypertension International Protocol revision 2010

Full reference

The only differences between the devices involve the following components:

Tick one box for each item 1-18.

Part I	1	Algorithm for Oscillometric Measurements	Yes <input type="checkbox"/>	No <input checked="" type="checkbox"/>	N/A <sup>e</sup> <input type="checkbox"/>
	2	Algorithm for Auscultatory Measurements	Yes <input type="checkbox"/>	No <input type="checkbox"/>	N/A <sup>f</sup> <input checked="" type="checkbox"/>
	3	Artefact/Error Detection	Yes <input type="checkbox"/>	No <input checked="" type="checkbox"/>	
	4	Microphone(s)	Yes <input type="checkbox"/>	No <input type="checkbox"/>	N/A <sup>f</sup> <input checked="" type="checkbox"/>
	5	Pressure Transducer	Yes <input type="checkbox"/>	No <input checked="" type="checkbox"/>	
	6	Cuffs or Bladders	Yes <input type="checkbox"/>	No <input checked="" type="checkbox"/>	
	7	Inflation Mechanism	Yes <input type="checkbox"/>	No <input checked="" type="checkbox"/>	
	8	Deflation Mechanism	Yes <input type="checkbox"/>	No <input checked="" type="checkbox"/>	
Part II	9	Model Name or Number	Yes <input checked="" type="checkbox"/>	No <input type="checkbox"/>	
	10	Casing	Yes <input checked="" type="checkbox"/>	No <input type="checkbox"/>	
	11	Display	Yes <input checked="" type="checkbox"/>	No <input type="checkbox"/>	
	12	Carrying/Mounting Facilities	Yes <input type="checkbox"/>	No <input checked="" type="checkbox"/>	
	13	Software other than Algorithm	Yes <input checked="" type="checkbox"/>	No <input type="checkbox"/>	
	14	Memory Capacity/Number of stored measurements	Yes <input checked="" type="checkbox"/>	No <input type="checkbox"/>	
	15	Printing Facilities	Yes <input type="checkbox"/>	No <input type="checkbox"/>	N/A <sup>g</sup> <input checked="" type="checkbox"/>
	16	Communication Facilities	Yes <input checked="" type="checkbox"/>	No <input type="checkbox"/>	N/A <sup>g</sup> <input type="checkbox"/>
	17	Power Supply	Yes <input checked="" type="checkbox"/>	No <input type="checkbox"/>	
	18	Other Facilities	Yes <input checked="" type="checkbox"/>	No <input type="checkbox"/>	N/A <sup>g</sup> <input type="checkbox"/>

An explanation of each item ticked "Yes" must be included in Section B or on a separate sheet.

- Notes:
- Provide the name and address of the actual maker of the device.
  - Provide the name and address of the legal manufacturer of the device, even if it is the same as that of the maker.
  - Provide the name of the brand under which it is sold, even if it is the same as that of the manufacturer or maker.
  - Provide the model name. If alternative or internal model names are used, include all. Each device must be uniquely identifiable.
  - Only tick N/A (Not Applicable) if neither device measures blood pressure using the oscillometric method.

- f Only tick N/A (Not Applicable) if neither device measures blood pressure using the auscultatory method.
- g Only tick N/A (Not Applicable) if neither device provides printing, communication or other facilities, as appropriate.

**SECTION B** An explanation for each item, 1 to 18, ticked "Yes" in Section A must be provided here or in an attached document. All differences between the devices must be described.

- (9) The Model Name is changed to Veroval ECG and blood pressure monitor from SEJOY BP-1307;
- (14) Stores 2\*64 readings instead of 2\*60;
- (16) The Veroval device is with bluetooth function;
- (18) The Veroval device is with ECG function;

**SECTION C** Please check that the following are included with the application

- A manual for the validated device
- A manual for the device for which equivalence is being sought
- An image of the validated device
- An image of the device for which equivalence is being sought
- An image of the screen layout of validated device\*
- An image of the screen layout of the device for which equivalence is being sought\*

\* Screen layouts shown complete, and without obscuring labels or lines, in manuals need not be included separately.

**SECTION D** Complete all items, bar signatures and seal, online and print. Sign and seal it then send the original to our address below. Please email a signed copy of this form, together with the manuals and images for both devices, to info@dableducational.org.

Signature of Director Gao Wendong

Company Stamp/Seal

Name Gao Wendong

Date 26 Apr. 2017

Signature of Witness Han Dongzheng




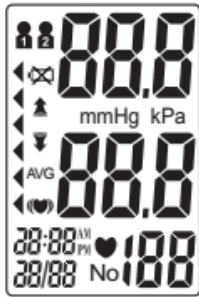
Name Han Dongzheng

Address Sejoy Electronics & Instruments Co., Ltd. Building 2, No.202, Zhenzhong Road, WestLake Economy & Technology Zone, 310030, Hangzhou, China

杭州世佳电子有限公司  
HANGZHOU SEJOY ELECTRONICS & INSTRUMENTS CO.,LTD

任云华

Comparison of the HARTMANN Veroval ECG and BP monitor with the SEJOY BP-1307

Devices – Item 9	HARTMANN Veroval ECG and BP monitor	SEJOY BP-1307
Pictures		
Display Image		
Validation		ESH 2010
Category	Upper arm blood pressure monitor for home blood pressure monitoring	Upper arm blood pressure monitor for home blood pressure monitoring
Casing – Item 10	<p><i>Dimensions</i> 142 x73x25 mm</p> <p><i>Ports</i> cuff port</p> <p><i>Features</i> Blood pressure measurement Heart rate WHO classification ECG Measurement</p>	<p><i>Dimensions</i> 166 x114x72 mm</p> <p><i>Ports</i> cuff port AC adapter port</p> <p><i>Features</i> Blood pressure measurement Heart rate WHO classification</p>

<b>Display – Item 11</b>	<i>Type</i> LCD	<i>Type</i> LCD
<b>Carrying/Mounting Facilities – Item 12</b>	no	no
<b>Software other than Algorithm – Item 13</b>	Software on Bluetooth Chip for transmission	no
<b>Memory Capacity Item 14</b>	<i>Number of stored measurements</i> 2 x 64 measurements with date and time	<i>Number of stored measurements</i> 2 x 60 measurements with date and time
<b>Printing Facilities Item 15</b>	no	no
<b>Communication Facilities – Item 16</b>	Bluetooth transmission	no
<b>Power Supply Item 17</b>	no	no
<b>Other differences</b>	ECG measurement and housing	N/A
<b>Same Criteria</b>	<p><b>Measurement</b></p> <p><i>Accuracy</i> Pressure:±3mmHg Pulse rate: :±5%</p> <p><i>Method</i> Oscillometric</p> <p><i>Ranges</i> Cuff pressure: 0-300mmHg Pulse: 30-180Beats/min</p> <p><i>Inflation</i> Automatic inflation by internal pump</p> <p><i>Deflation</i> Automated speed deflation system</p> <p><i>Cuffs (Please state sizes and materials used)</i> 22-42cm</p>	<p><b>Measurement</b></p> <p><i>Accuracy</i> Pressure:±3mmHg Pulse rate: :±5%</p> <p><i>Method</i> Oscillometric</p> <p><i>Ranges</i> Cuff pressure: 0-300mmHg Pulse: 30-180Beats/min</p> <p><i>Inflation</i> Automatic inflation by internal pump</p> <p><i>Deflation</i> Automated speed deflation system</p> <p><i>Cuffs (Please state sizes and materials used)</i> 22-42cm</p>

	<p>PVC, Polyester</p> <p><i>Sensors</i> Semi-conductive pressure</p> <p><i>Measurement Records</i> 2 x 64 measurements with date and time</p> <p><i>Measurements other than Blood Pressure</i> Heart rate WHO classification ECG measurement</p> <p><b>Buttons/Switches</b> <i>Power</i> ON/OFF button</p> <p><i>Measurement Records</i> Memory recall button- save button</p> <p><i>Function</i> Date and time settings-Setting button for 5sec</p> <p><i>Analysis</i> N/A</p> <p><i>Event Marking</i> N/A</p> <p><i>Communication</i> N/A</p> <p><b>Display/Symbols/Indicators</b> <i>Preparation</i> N/A</p> <p><i>Measurement Procedure</i> Heartbeat symbol during deflation</p>	<p>PVC, Polyester</p> <p><i>Sensors</i> Semi-conductive pressure</p> <p><i>Measurement Records</i> 2 x 60 measurements with date and time</p> <p><i>Measurements other than Blood Pressure</i> Heart rate WHO classification</p> <p><b>Buttons/Switches</b> <i>Power</i> Start/Stop button</p> <p><i>Measurement Records</i> Memory recall button- M button</p> <p><i>Function</i> Date and time settings-SET button</p> <p><i>Analysis</i> N/A</p> <p><i>Event Marking</i> N/A</p> <p><i>Communication</i> N/A</p> <p><b>Display/Symbols/Indicators</b> <i>Preparation</i> N/A</p> <p><i>Measurement Procedure</i> Inflation symbol</p>
--	---	--

	<p><i>Post Measurement</i>                  Systolic blood pressure                  Diastolic blood pressure                  Pulse rate                  WHO indicator</p> <p><i>Measurement Records</i>                  Memory recall number</p> <p><i>Date and Time</i>                  Date and time</p> <p><i>Power</i>                  Low battery detection symbol</p> <p><i>Function</i>                  N/A</p> <p><i>Communication</i>                  Bluetooth + bluetooth symbol</p> <p><i>Features</i>                  ECG symbols</p> <p><i>Not described</i></p> <p><b>Algorithms</b>  <i>Averages and Differences</i>                  N/A</p> <p><i>Diagnostic</i>                  N/A</p> <p><i>Functions</i>                  N/A</p>	<p>Diastolic symbol                  Heartbeat symbol during deflation                  Irregular heart beat symbol</p> <p><i>Post Measurement</i>                  Systolic blood pressure                  Diastolic blood pressure                  Pulse rate                  WHO indicator</p> <p><i>Measurement Records</i>                  Memory recall number</p> <p><i>Date and Time</i>                  Date and time</p> <p><i>Power</i>                  Low battery detection symbol</p> <p><i>Function</i>                  Average</p> <p><i>Communication</i>                  N/A</p> <p><i>Features</i>                  N/A</p> <p><i>Not described</i></p> <p><b>Algorithms</b>  <i>Averages and Differences</i>                  N/A</p> <p><i>Diagnostic</i>                  N/A</p> <p><i>Functions</i>                  N/A</p>
--	---	--

	<i>Communication</i> N/A	<i>Communication</i> N/A
<b>Comparable Criteria</b>		

<b>Comments</b>		This Equivalence relates to the blood pressure measurement characteristics of both devices.
<b>Recommendation</b>	<b>Recommended</b>	
<b>Date</b>	24 <sup>th</sup> May 2017	